

Assembly Instructions

PCSGBDB - Box Dispenser Bracket

Each product includes:

- 1 x Box Bracket
- 2 x Hook and Loop Strips, 500mm

Scan QR code to visit the product page:


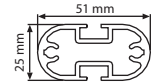


NOTE: Box and gloves are not included in the pack.

1. Remove the end cap on top of the pole and slide down the inserts on the back of the bracket into the T-slot. Tighten 2 screws to fix the box bracket at desired height then replace the end cap.



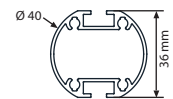
51mmX25mm



2. Place your glove box (not included) inside the bracket, and use the enclosed hook and loop strips to secure it in place.



Ø40mm



3. The bracket height can be adjusted to fit various box sizes. Loosen the wing nuts on the back and move the bracket up/down to change the height to best fit your box.

